

# cardiolife AED

Automated External Defibrillator  
AED-3100



Fighting Disease with Electronics

 NIHON KOHDEN

# Take action,

## Always be ready

During daily self-test, AED checks automatically its condition including battery, pads and failure of circuit. You can see your AED condition with simple status indicator.

In emergency situation, AED-3100 always be ready to save a life.

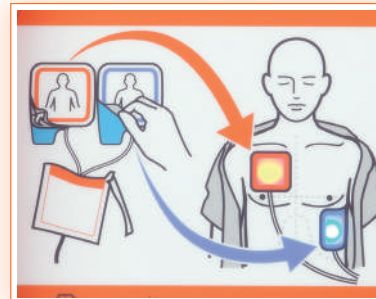


## Within the reach of anybody


AED should be easy and intuitive to use for anybody. Even if you are not a medical professional, AED-3100 is ergonomic design for you to use it without doubt and interruption.



STEP 1



STEP 2



STEP 3

### STEP 1 Open the lid

Open the lid to turn on the power. The voice instruction starts immediately to guide you how to operate AED.

### STEP 2 Attach the pads to the patient

After attaching the pads, AED immediately starts to analyze ECG. Defibrillation pads have the colors (blue/orange) to make you easy to attach the pads as illustrated.

### STEP 3 Push the button

If the shock is needed, the shock button is flashing. Push the button to deliver the electrical shock to the patient.

# Save a life

## Safe and efficient treatment



International resuscitation guideline\* recommends to reduce the energy for child patient to avoid burning of heart muscle. AED-3100 can reduce the energy to 50/70J just by switching the energy switch to child position. No need to change the pad and require any other action.

\* American Heart Association Guidelines for CPR and ECC/ European Resuscitation Guidelines

## Durable and compact

AED-3100 has wide range of operating temperature from  $-5^{\circ}\text{C}$  to  $50^{\circ}\text{C}$ . As it comply with IP55 standard, it can be used in severe circumstances. Also, AED-3100 is 40% smaller compared with previous model, AED-2100K. AED-3100 has compact body which you need no large space to install, and you can bring it easily to emergency site.

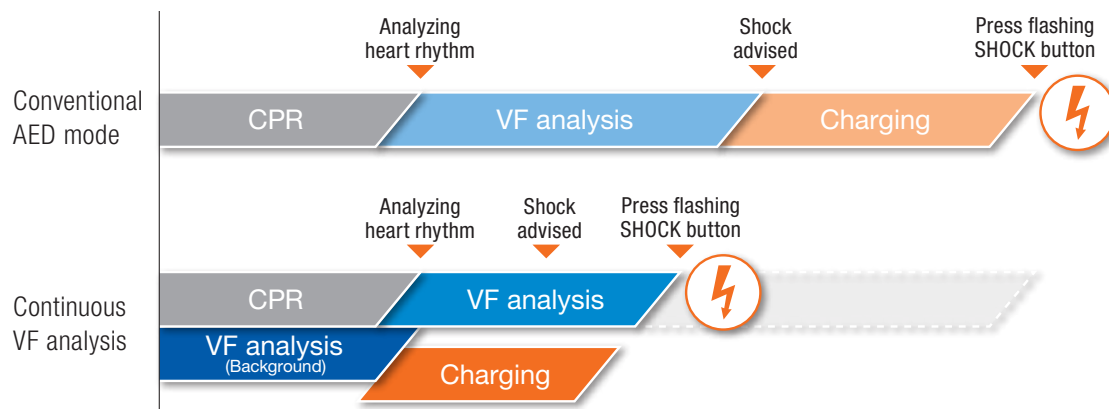


Automated External Defibrillator  
AED-3100

# Save a life with innovation

## Continuous VF analysis


**Continuous VF analysis** is available on AED-3100. With this function, the ECG waveform can be analyzed even during CPR and energy charging starts before the shock is advised. This helps you deliver faster defibrillation than ever before.



## Fast analysis and charging

It takes less than 15 seconds from turning the power on to discharge. Faster charging time helps you deliver energy quickly when VF is observed.

## Options



• Battery Pack (SB-310V)



• AED Box (YZ-042H8)



• Defibrillation Pads (P-740K)

This brochure may be revised or replaced by Nihon Kohden at any time without notice.



**NIHON KOHDEN CORPORATION**

1-31-4 Nishiochiai, Shinjuku-ku, Tokyo 161-8560, Japan  
Phone +81 (3) 5996-8036 Fax +81 (3) 5996-8100  
www.nihonkohden.com